

# THE **dB** DECIBEL EVENT MANAGEMENT UPCYCLING PLAN



## REACH OUT TO OUR TEAM AT DECIBEL!

Send us an email and shoot us some information about the material to be upcycled and what type(s) of product(s) you want us to make from your tradeshow, banner or SEG material.



## SEND US A SAMPLE OF YOUR MATERIAL

A small piece - about 12" x 12" - will help the factory determine the thickness, flexibility, printability, and other properties to ensure it's something we can work with.

## ASSESSMENT & CONFIRMATION

We'll look over your information, and confirm whether we think the project will be feasible. If so, we'll get a project number assigned and ask you to send us a swatch of the material.

## WE'LL PREPARE AN ESTIMATE OF YIELD AND FEASIBILITY

Once the sample piece is in-hand, the factory will determine which type(s) of products can be made from your material, with an estimate of deliverable quantities of & pricing product(s) the material can yield.



## WE NEED YOUR APPROVAL

Once we agree on the physical details and yield estimate, we'll collect your approval to get things moving along.



## WE'LL INSPECT THE MATERIAL

We'll unroll/unfold the material and hang it up to check material condition and take measurements. We'll locate and note any blemishes, grommets, or other fixtures that need to be considered in production.



## SHIP YOUR MATERIAL TO THE FACTORY

Send us all the full-sheets or rolls of material to be used for making the product(s).

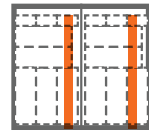


## WE'LL TAKE PHOTOS

These photos will be scaled and used to layout the marker (cutting plan) to determine the arrangement of product components, including how they will be aligned with any existing decoration or other features on the material.

## WE'LL SET UP BLOCKING & MARKERS

Our team will determine the blocking (how the material will need to be cut to be able to fit the production equipment). The blocking will be combined with the marker and superimposed onto the photo(s) as a "digital proof". This proof will also communicate the committed deliverables for the project.



## APPROVE PRICING & LEAD TIME.

We'll send a final quote based on the products and components you've chosen.

## REVIEW YOUR PROOFS & YIELD.

Look over the digital proof with the blocking and marker information.

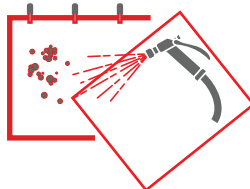
## CHOOSE THE COMPONENT COLORS.

You'll need to let us know what colors and styles you want for zippers, straps, hardware, or any other components applicable to the items we'll be making.



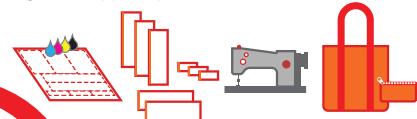
## CLEAN & PREP

We'll clean the material and remove any grommets, hems, or fixtures that might cause trouble in production.



## WE'LL MAKE THE PRODUCTS

We'll cut, print (if applicable), and sew the panels together to make the products. They'll get packaged and shipped to your client.



KEY	
<span style="display:inline-block; width:15px; height:15px; background-color:red;"></span>	DECIBEL STEPS
<span style="display:inline-block; width:15px; height:15px; background-color:gray;"></span>	CLIENT

Decibel Event Management  
david@decibelmanagement.com  
703-953-4493

## WE'LL SHIP THE PRODUCTS TO YOU.